




# DECOFLAME ELECTRONIC FUEL PUMP FOR ESPOO



## TECHNICAL INFORMATION

Length plastic tube: 800mm

Net weight: 1,3 kg

Size: 100x100x220mm

Materials: Powder-coated aluminium

Plastic tube

Pvc and leather strop

Colour: Black

Battery: 9V

## FILLING AND EMPTYING OF FUEL HOW-TO:

### Filling:

1. Put the hose which do not have have a wire attached, into a can of bioethanol.

2. Connect the hose with the quickconnect to the fireplace.

3. Connect the powercable to the fireplace.

When hose and powercable is connected it will now automatically be filled.

The pump will stop automatically when the fuel tank is full.

### Emptying:

4. Take the quickconnect and put it on the hose without the wire attached.

The filling method is hereafter to be followed.

## CUSTOM-MADE ELECTRONIC PUMP:

An innovative and user-friendly solution for pumping bioethanol into the Espoo model. It is easy to use, stops even when the tank is full and requires no special expertise.

Convenient when you want to enjoy the cosiness of the biofireplace.

The pump is made of solid materials, is easy to clean and does not require any complex maintenance. It uses a 9 volt battery which is easy to replace.

All you need is to keep the pump clean and dry.

## STANDARD FINISH

